

Musikgarten Adults

ENJOYING THE PIANO TOGETHER

Student Book



**MUSIK
GARTEN**


Recreational Music Making
Brought to you by **NAMM**

1

Lorna Lutz Heyge • Jill Citro Hannagan • Mary Louise Wilson

Welcome to *Musikgarten Adults: Enjoying the Piano Together*.

We are delighted you have decided to embark on this exciting music-making journey with us. Playing the piano may be a life-long dream of yours, and now you are ready to start fulfilling that dream. Anyone and everyone can enjoy making music.

You will find the group class a fun and enjoyable experience. Previous music experience and perceived talent are not required. Hours of dedicated time and practice are not required. You only need a love of music and the desire to make music!

In this recreational music making class you will be playing the piano right away. We will take a non-pressured, non-stressful approach in class to ensure a comfortable learning environment for all.

We believe you will also find many benefits to the class beyond the magic of making music with others. Recent scientific studies have established the connection between active music-making and improved physical wellness. This unique opportunity for social interaction also provides much needed creative fitness for the mind and body.

The authors wish you much success in this musical journey. We believe this is a worthy endeavor, and the rewards you reap will last for a lifetime.

The Authors

Lorna Lutz Heyge, Ph. D. has degrees in organ performance from the Eastman School of Music, Northwestern University and the University of Cologne in Germany. She is internationally known as the author of music education texts and teaches group piano in Greensboro, NC.

Jill Citro Hannagan is a graduate of the University of Delaware with a concentration in piano. She has been an invited speaker at national MTNA, MENC and Suzuki Conventions and is well-known in the United States, Canada and Malaysia as a teacher trainer. She teaches group piano in Newark, Delaware.

Mary Louise Wilson, Ph. D. has degrees from the University of North Texas and Louisiana State University. She has taught piano since 1970 and is often invited to present at national MTNA and MENC. As a teacher trainer she conducts workshops regularly in the US, England, Taiwan and Korea. She teaches group piano in Atlanta, Ga.

Autumn Woods Keller, consultant to the authors, has degrees from Montana State University-Billings and University of Phoenix. She was invited to be one of the first 3 national RMM teacher trainers, and is a frequent presenter at national MTNA. She teaches group piano in Billings, Montana.

© 2007 Musikgarten/Music Matters (2)

All rights reserved. No part of this publication may be produced, stored in a retrieval system, or transmitted in any form or by any means without the prior written permission of Music Matters, Inc.

Cover Art: Siegrit Hübner

Musikgarten Adults: Enjoying the Piano Together

For the teacher: 4 8-week units; group lessons for older beginners

For the student: 4 books including repertoire, theory, music appreciation, composition, an outstanding recording for listening and practice, and notation games

The Musikgarten Music and Movement Series

<i>Family Music for Babies</i>	- newborn to 18 months
<i>Family Music for Toddlers</i>	- 15 months to 3½ years
<i>The Cycle of Seasons</i>	- 3 to 5 years
<i>Music Makers: At Home & Around the World</i>	- 4 to 8 years
<i>Music Makers: Around the World at the Keyboard</i>	- from age 5
<i>Music Makers: At the Keyboard</i>	- from age 6
<i>Musikgarten Adults: Enjoying the Piano Together</i>	

Music Makers: At the Keyboard (an introductory method for groups of young beginners) includes the following:

Teacher's Guide 1, with activity cards and a lesson planning binder (Weeks 1-30)

Children's Book 1, with *Listening CD 1 & Practice CD 1* (Weeks 1-15)

Children's Book 2, with *Listening CD 2 & Practice CD 2* (Weeks 16-30)

Teacher's Guide 2, with activity cards (Weeks 31-60)

Children's Book 3, with *Listening CD 3 & Practice CD 3* (Weeks 31-45)

Children's Book 4, with *Listening CD 4 & Practice CD 4* (Weeks 46-60)

Teacher's Guide 3, with activity cards (Weeks 61-90)

Children's Book 5, with *Listening CD 3 & Practice CD 3* (Weeks 61-75)

Children's Book 6, with *Listening CD 4 & Practice CD 4* (Weeks 76-90)

Additional Programs:

Drumming and Dancing

God's Children Sing

My Musical World

My Neighborhood Community

Nature's Music

Nature Trail

Nimble & Quick

Seashore

Summer

Twist & Turn

Musikgarten/Music Matters
507 Arlington Street
Greensboro, NC 27406
1.800.216.6864
www.musikgarten.org
ISBN 1-885537-80-8

NAMM, the International Music Products Association, has kindly granted Musikgarten permission to use the term "Recreational Music Making", the trademarked property of NAMM.

Assignments

Date _____

Date _____

Date _____

Date _____

Date _____

Date _____

Date _____

Date _____

Notes

Posture and Hand Position

These two photographs illustrate the correct keyboard position for body, arms, wrists, hands, and fingers.




Sit straight and tall on the front part of the bench with your shoulders relaxed, your upper arms hanging loosely from your shoulders, and your elbows bent.


Place your hands on the keyboard in a slightly curved shape. Your hands should be relaxed, and your wrists should be level with your arms.



Finger Numbers



Left Hand

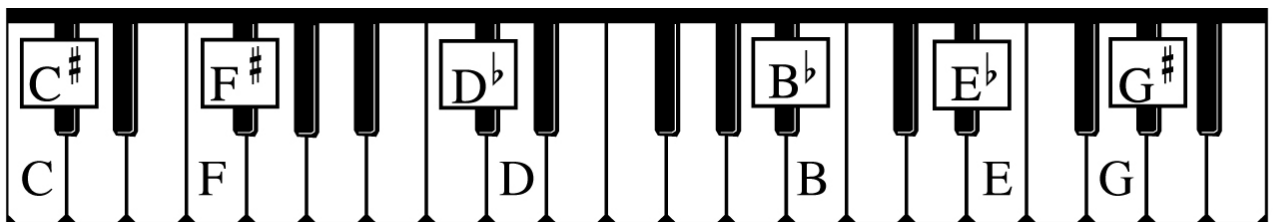


Right Hand

The Keyboard and Musical Alphabet



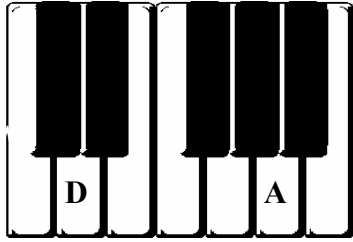
Sharps (#) and Flats (b)



D Major Position



2-Note Chord Warmup

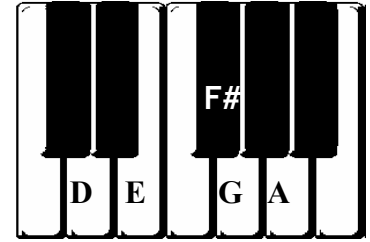


Do sol



Fa sol

5-Finger Warmup



Do re mi fa sol

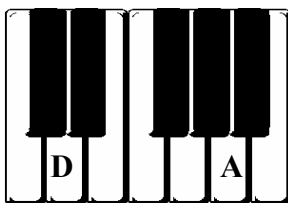
2-Note Chord Warmup




Do sol do, I chord. Sol fa sol, V⁷ chord. Do sol do, I chord.

5-Finger Warmup

I Chord – 2 notes

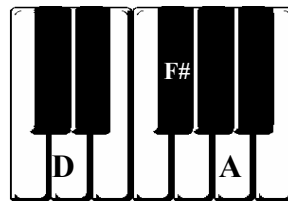


do sol




I

I Chord – 3 notes



do mi sol



I

V⁷ Chord – 2 notes



fa sol




V⁷

V⁷ Chord – 3 notes



ti fa sol




V⁷

Chords


A **chord** is the simultaneous sounding of several tones. Chords provide the harmony used in accompaniments. A **triad** is a chord made of 3 tones—the root, the third, and the fifth.

The tonic (I) chord is made up of *do*, *mi*, and *sol*.

C Major

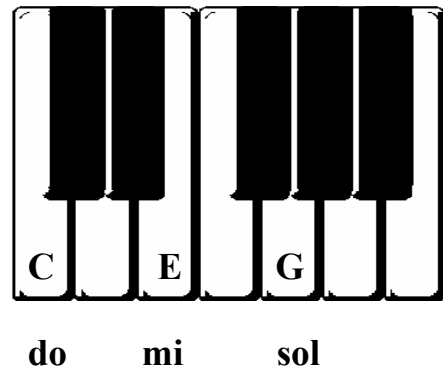


D Major



These tonic (I) triads in major are named for the first or main note of the key.

Form the Major Triad by playing the first (root), the third and fifth tones of the major 5-finger pattern.



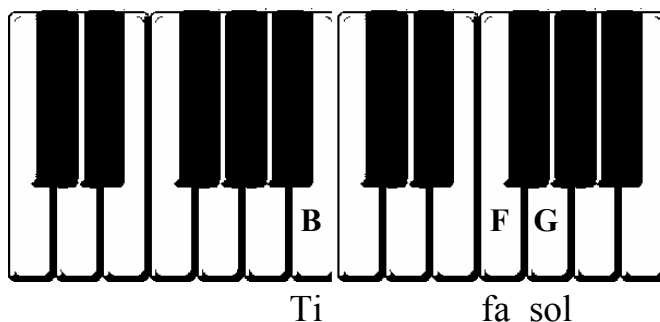
Practice playing major tonic triads using one or both hands. Listen for all 3 tones sounding at the same time. Play them in many locations on the piano: high, middle and low.

V⁷ Chords (Dominant-Seven Chords)

The V⁷ or dominant-seventh chord for all keys is constructed by sounding the fourth (*fa*) and fifth (*sol*) tones of the five-finger pattern together with the tone (*ti*) a half step below the tonic (*do*).




Play V⁷ chords in one or both hands




Play I V⁷ I chord progressions in these keys.

C Major



D Major



CD 1 Track List

- 1 **Kwaheri** – Flute, Guitar, Percussion, Shaker, Log
- 2 **Listen for Bells** – Soprano, Piano, Tubular Bells
- 3 **Listen for Bells** – Keyboard Patterns, Piano
- 4 **Debka Hora** – Chorus, Clarinet, Oboe, Bassoon
- 5 **Love Somebody** – Soprano, MIDI
- 6 **Love Somebody** – Keyboard Patterns, Piano
- 7 **Hi-Lan' dey** – Syncona Band (Jamaica)
- 8 **Beethoven: Ode to Joy** - Orchestra
- 9 **Ode to Joy** – Keyboard Patterns, Piano
- 10 **Bella Bimba** – Chorus, String Quartet
- 11 **Haydn: German Dance No. 6** – Piano
- 12 **Bim Bam** - Chorus, Flute, Oboe, Bassoon, Piano
- 13 **Renaissance Dance** – Recorder, Drum, Guitar
- 14 **Duple Rhythm Echo Patterns**
- 15 **Duple Rhythm Patterns** (Exercise 1)
- 16 **Duple Rhythm Patterns** (Exercise 2)
- 17 **Duple Rhythm Patterns** (Exercise 3)
- 18 **Duple Rhythm Patterns** (Exercise 4)
- 19 **Major Tonal Echo Patterns**
- 20 **Major Tonal Patterns** (Exercise 1)
- 21 **Major Tonal Patterns** (Exercise 2)
- 22 **Major Tonal Patterns** (Exercise 3)
- 23 **Major Tonal Patterns** (Exercise 4)
- 24 **Triple Rhythm Echo Patterns**
- 25 **Minor Tonal Echo Patterns**

Arranged, conducted and produced by Howard Baer, Baertracs

Howard Baer, Speaker

Celine Cooper, Dianne Winmill, Sopranos

Bach Children's Chorus, conducted by Linda Beaupré

Concept: Lorna Lutz Heyge, Jill Citro Hannagan, Mary Louise Wilson

Notation Games

Duple Rhythm Cards (yellow, 4 cards)

D Major Melody Cards (white, 4 cards)